



2Q10/11 FINANCIAL RESULTS

Quarter Ended 30 September 2010

- **Performance Overview**

- **Financial Highlights**

- **Revenue & Breakdown**

PERFORMANCE OVERVIEW

- YTD Group revenue up 1.6% YoY to RM3,201.2mn contributed by growth in Auto and Services sectors
- The Group achieved higher pre-tax profit of RM409.6mn compared to RM163.6mn mainly from improved performance by subsidiaries and higher share of results of jointly entities & associated companies
- Higher sales from Distribution (mainly from non-national marques) and Manufacturing & Engineering segments during the festive period uplifted Auto YTD revenue 2.0% YoY
- Services sector YTD revenue up 1.6% YoY back by continuous growth from concessionaire and banking segments

-
- **Performance Overview**

- **Financial Highlights**

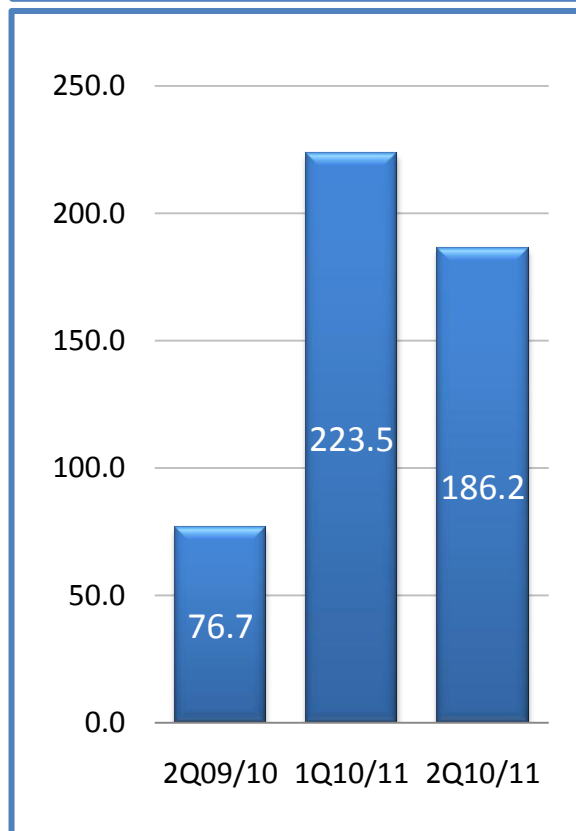
- **Revenue & Breakdown**
-

GROUP HIGHLIGHTS

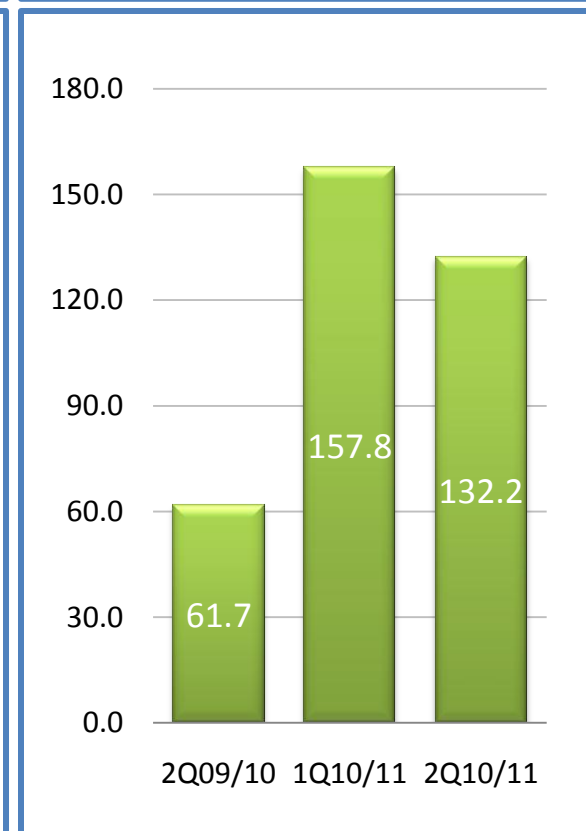
Financial Highlights (Year-on-year, in RMmn)

	1H 09/10	1H 10/11
Revenue	3,151.0	3,201.2
Profit Before Tax	163.7	409.6
Net Profit	109.4	290.0
EPS (sen)	5.66	15.00

Profit Before Tax (Quarter-on-quarter, in RMmn)



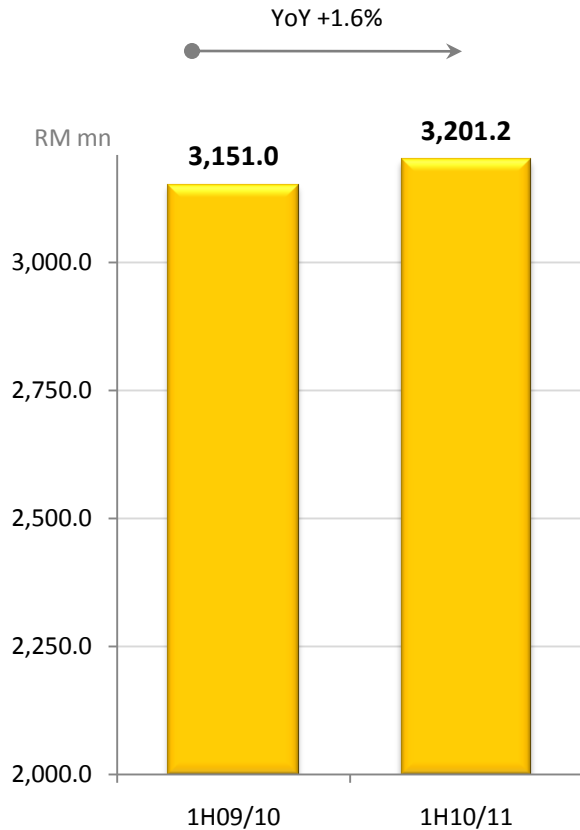
Net Profit (Quarter-on-quarter, in RMmn)



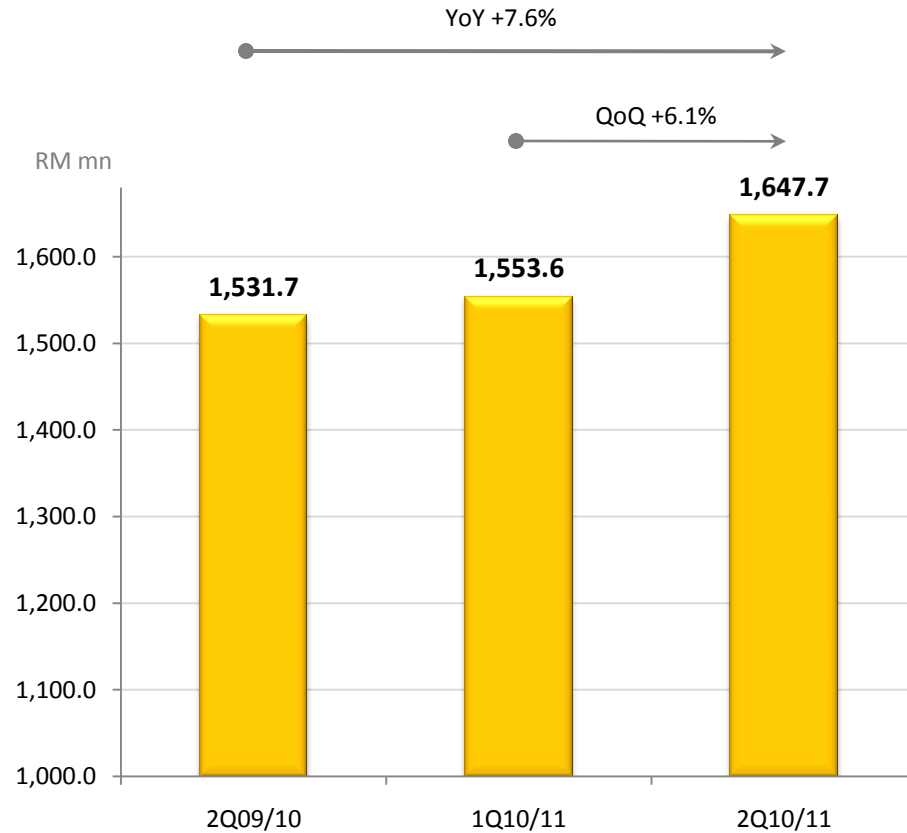
-
- **Performance Overview**
 - **Financial Highlights**
 - **Revenue & Breakdown**

TOTAL GROUP REVENUE

Revenue Growth YoY

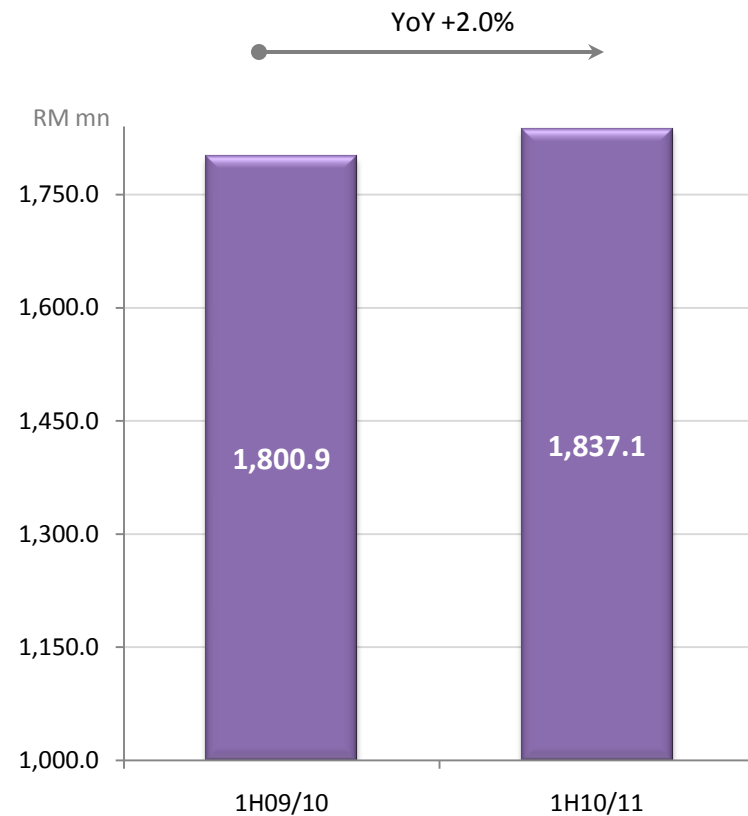


Revenue Trend QoQ

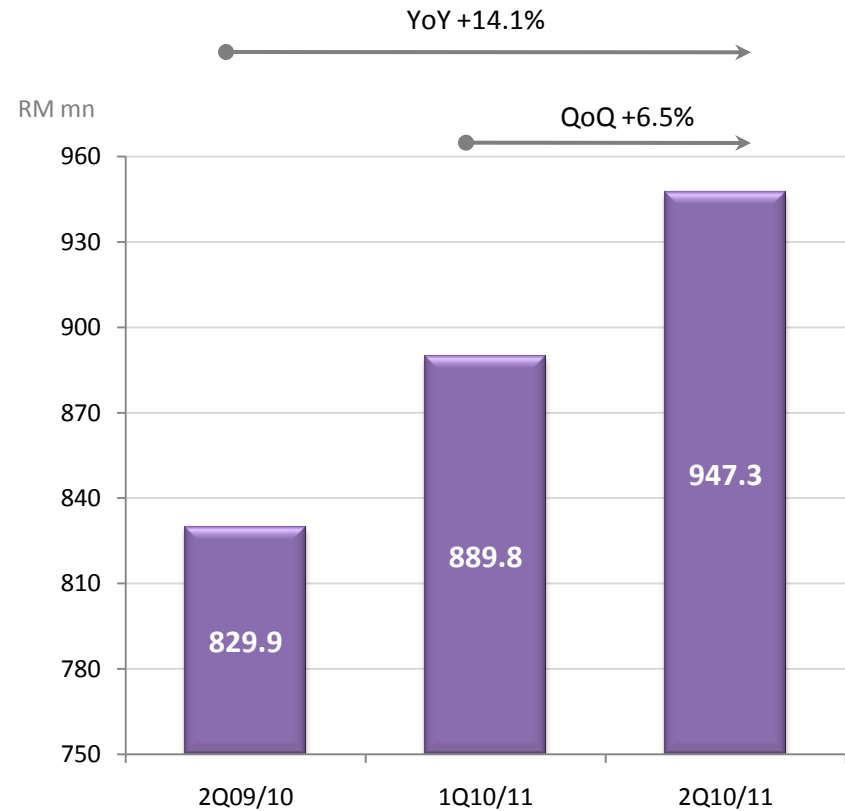


AUTOMOTIVE

Revenue Growth YoY

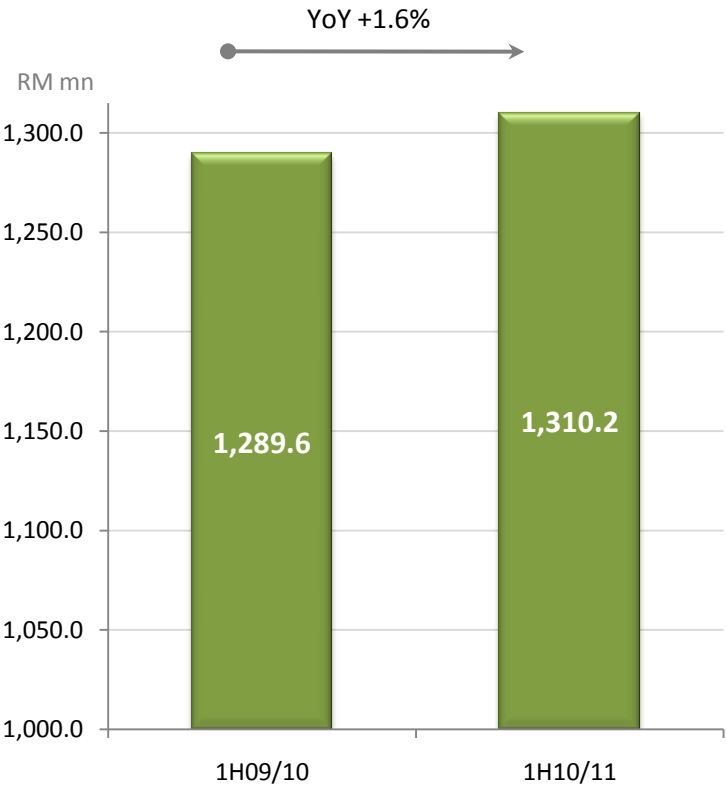


Revenue Trend QoQ

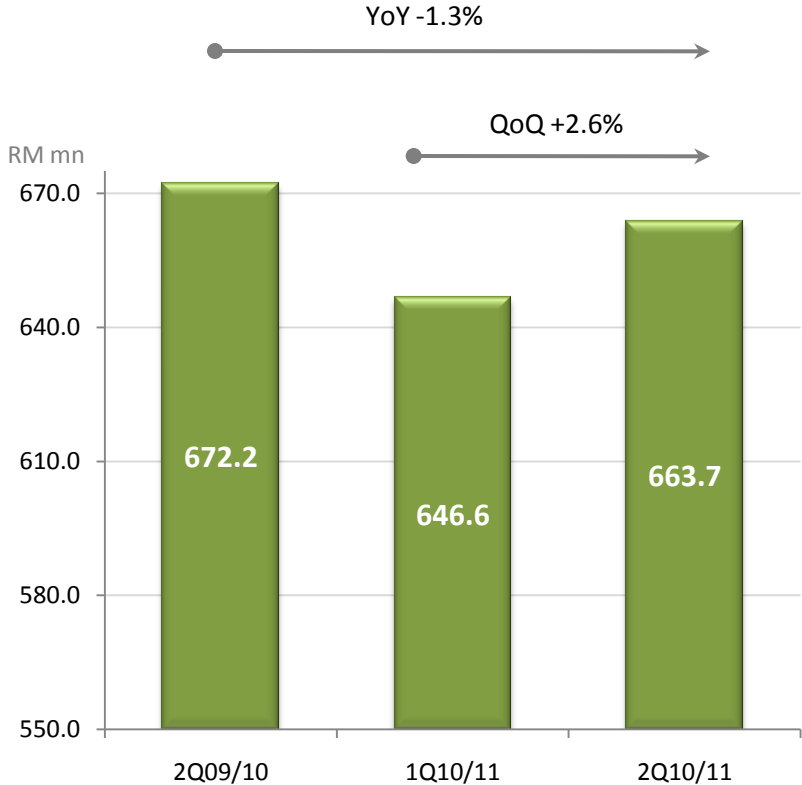


SERVICES

Revenue Growth YoY

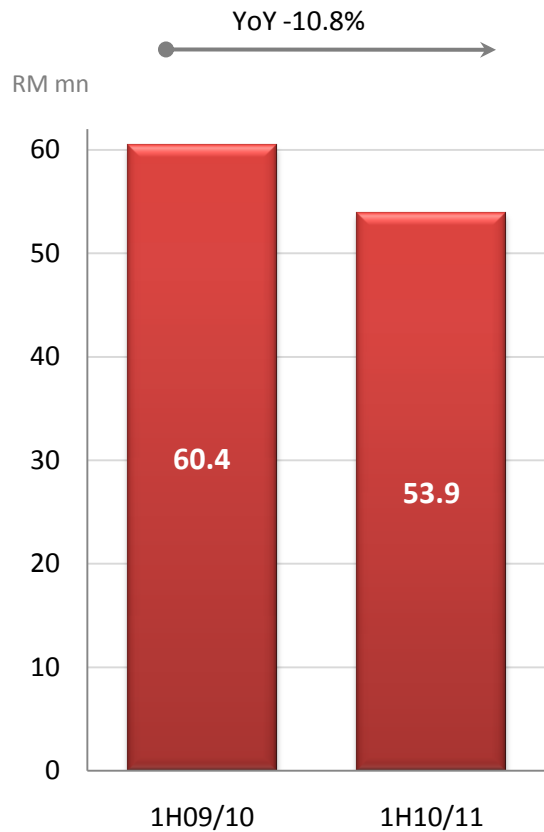


Revenue Trend QoQ

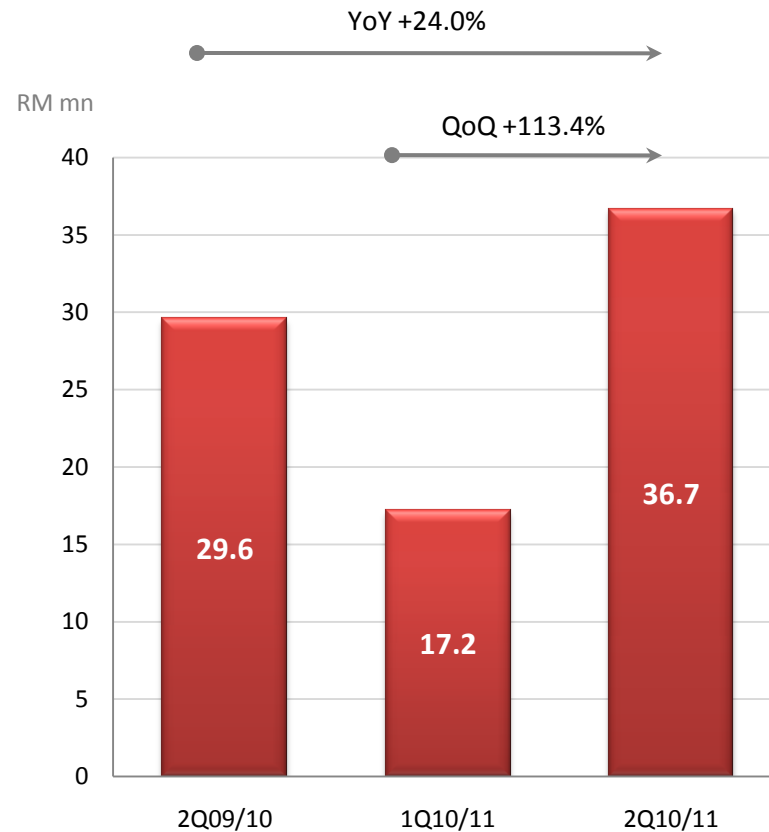


PROPERTY & INFRASTRUCTURE

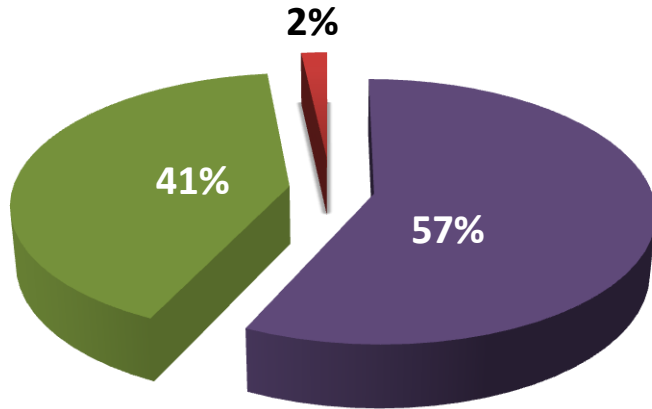
Revenue Growth YoY



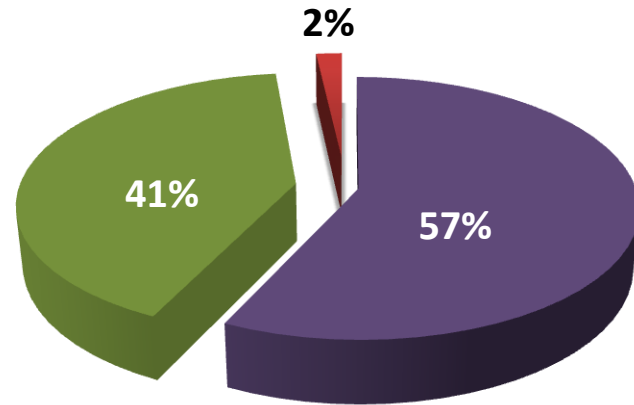
Revenue Trend QoQ



Revenue Breakdown



1H '09/10



1H '10/11

■ Automotive ■ Services ■ Property & Infra

BALANCE SHEET & KEY RATIOS

RM'000	1H 10/11	FY 09/10
Property, Plant & Equipment	1,812.4	1,776.1
Banking Assets	11,624.2	16,389.4
Inventories	762.0	657.1
Cash & Bank Balances	1,157.9	1,386.7
Trade & Other Receivables	1,353.5	1,292.7
Others	8,829.0	4,492.6
TOTAL ASSETS	25,539.0	25,994.6
Shareholders' Equity	4,829.7	4,579.7
Minority Interest	1,134.7	1,242.8
Short Term Borrowings (include OD's)	684.2	580.6
Long Term Borrowing	883.3	947.2
Banking Liabilities	13,813.9	14,556.8
Life Insurance Funds	2,099.9	2,047.9
Others	2,093.3	2,039.6
TOTAL EQUITY & LIABILITIES	25,539.0	25,994.6

	1H 10/11	FY 09/10
Net Assets per Share (RM)*	2.50	2.37
Gearing Ratio (times)	0.32	0.33
Return On Equity (%)	12.3	10.3

* Based on enlarged share capital of 1,933,237,051 ordinary shares

Disclaimer

This presentation is not and does not constitute an offer, invitation, solicitation or recommendation to subscribe for, or purchase, any securities and neither this presentation nor anything contained in it shall form the basis of, or be relied on in connection with any contract or commitment or investment decision.

This presentation has been prepared solely for use at this presentation. By your continued attendance at this presentation, you are deemed to have agreed and confirmed to DRB-HICOM Berhad (the “Company”) that: (a) you agree not to trade in any securities of the Company or its respective affiliates until the public disclosure of the information contained herein; and (b) you agree to maintain absolute confidentiality regarding the information disclosed in this presentation until the public disclosure of such information, or unless you have been otherwise notified by the Company.

Reliance should not be placed on the information or opinions contained in this presentation or on its completeness. This presentation does not take into consideration the investment objectives, financial situation or particular needs of any particular investor.

No representation or warranty, express or implied, is made as to the fairness, accuracy, completeness or correctness of the information, opinions and conclusions contained in this presentation. None of the Company and its affiliates and related bodies corporate, and their respective officers, directors, employees and agents disclaim any liability (including, without limitation, any liability arising from fault or negligence) for any loss arising from any use of this presentation or its contents or otherwise arising in connection with it.

This presentation contains projections and “forward-looking statements” relating to the Company’s business and the sectors in which the Company operates. These forward-looking statements include statements relating to the Company’s performance. These statements reflect the current views of the Company with respect to future events and are subject to certain risks, uncertainties and assumptions. It is important to note that actual results could differ materially from those anticipated in these forward looking statements. The Company does not undertake to inform you of any matters or information which may come to light or be brought to the Company’s attention after the date hereof.

The forecasts and other forward-looking statements set out in this presentation are based on a number of estimates and assumptions that are subject to business, economic and competitive uncertainties and contingencies, with respect to future business decisions, which are subject to change and in many cases outside the control of the Company. The directors and officers of the Company believe that they have prepared the forecasts with due care and attention and consider all best estimates and assumptions when taken as a whole to be reasonable at the time of preparing the presentation. However, the Company’s forecasts presented in this presentation may vary from actual financial results, and these variations may be material and, accordingly, neither the Company nor its directors or officers can give any assurance that the forecast performance in the forecasts or any forward-looking statement contained in this presentation will be achieved. Details of the forecasts and the assumptions on which they are based are set out in the presentation.

This presentation may not be copied or otherwise reproduced without the written consent of DRB-HICOM Berhad.



For any query, please do not hesitate to contact:-

Mohd Khalid Yusof
Head, Investor Relations
Level 5, Wisma DRB-HICOM
No. 2 Jln Usahawan U1/8
40150 Shah Alam, Selangor
Malaysia

email : invest@drb-hicom.com

tel : 603-2052 8193 / 8194

fax : 603-2052 8228